

9 Bull Lane, Chippenham, SN15 1UN

£279,950

Situated to the North of Chippenham Town Centre and its Mainline Train Station and within 4 miles drive of the M4 junction 17, a well presented modern semi detached home with private enclosed rear garden and side by side driveway parking to the front. Internally comprising; entrance hall, lounge, downstairs toilet, kitchen/dining room with French doors opening in to the garden, two double bedrooms and bathroom.

Entrance Hall

Double glazed front door, radiator and door to the lounge.

Lounge 12'10 x 11'10 (3.91m x 3.61m)



Double glazed window to the front, laminate flooring, radiator, stairs to the first floor and door to the kitchen/dining room.



Kitchen/Dining Room 12'10 x 11'03 (3.91m x 3.43m)



Double glazed windows and double glazed French doors to the rear, laminate flooring, range of floor and wall mounted units, stainless steel sink and drainer, gas hob, electric oven, extractor fan, dishwasher, washing machine fridge/freezer, storage cupboard and door to the cloakroom.



Cloakroom



Toilet, wash hand basin, extractor fan and Vinyl flooring.

Landing

Loft access, doors to the bedrooms and the bathroom.

Bedroom One 12'09 x 9'04" (3.89m x 2.84m)



Double glazed window to the front, radiator and storage cupboard.

Bedroom Two 12'09 x 7'06" (3.89m x 2.29m)



Double glazed window to the rear and radiator.

Bathroom 6'04 x 6 (1.93m x 1.83m)



Toilet, wash hand basin, bath with shower screen and mains shower over.



Rear Garden



Laid to patio and lawn with spotlights, garden shed and gated side access.

Driveway

Two side by side parking spaces.

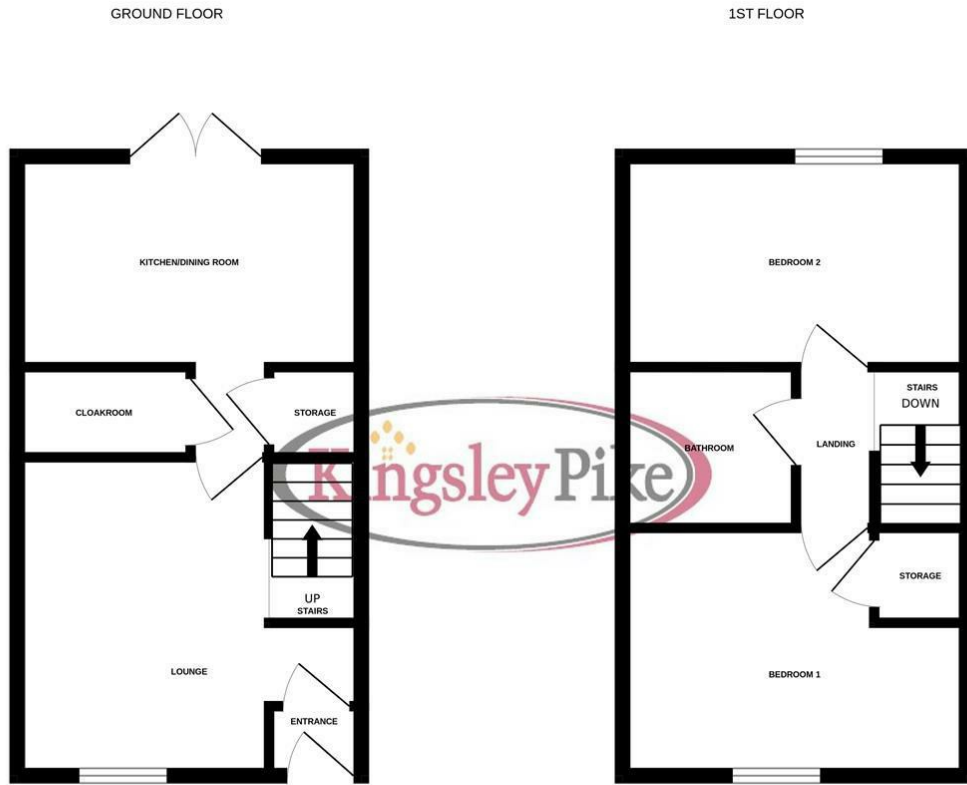
Tenure

We are advised by the .gov website that the property is freehold. There is an estate management charge payable of circa £160 per annum.

Council Tax

We are advised by the .Gov website that the property is band C

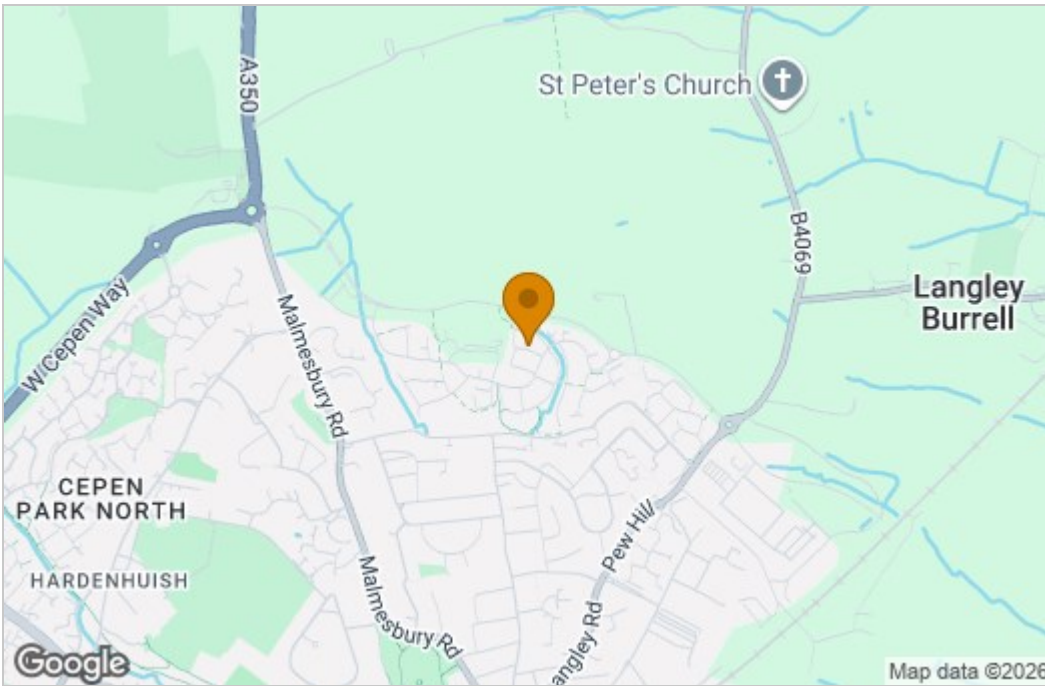
Floor Plan



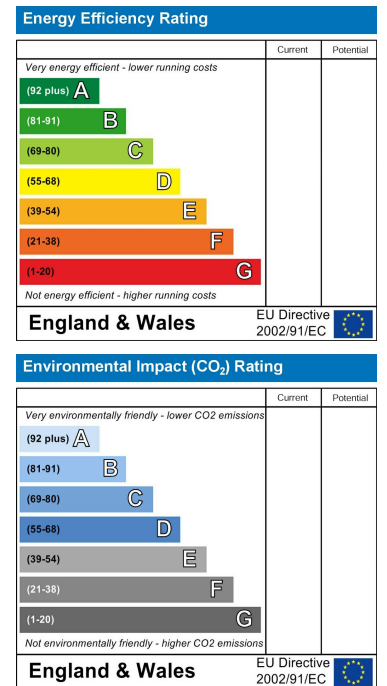
2 BEDROOM SEMI DETACHED HOUSE

Whilst every attempt has been made to ensure the accuracy of the floorplan contained here, measurements of doors, windows, rooms and any other items are approximate and no responsibility is taken for any error, omission or mis-statement. This plan is for illustrative purposes only and should be used as such by any prospective purchaser. The services, systems and appliances shown have not been tested and no guarantee as to their operability or efficiency can be given.
Made with Metropix ©2025

Area Map



Energy Efficiency Graph



These particulars, whilst believed to be accurate are set out as a general outline only for guidance and do not constitute any part of an offer or contract. Intending purchasers should not rely on them as statements of representation of fact, but must satisfy themselves by inspection or otherwise as to their accuracy. No person in this firm's employment has the authority to make or give any representation or warranty in respect of the property.